



# February 2025 Colorado Monthly Climate Summary

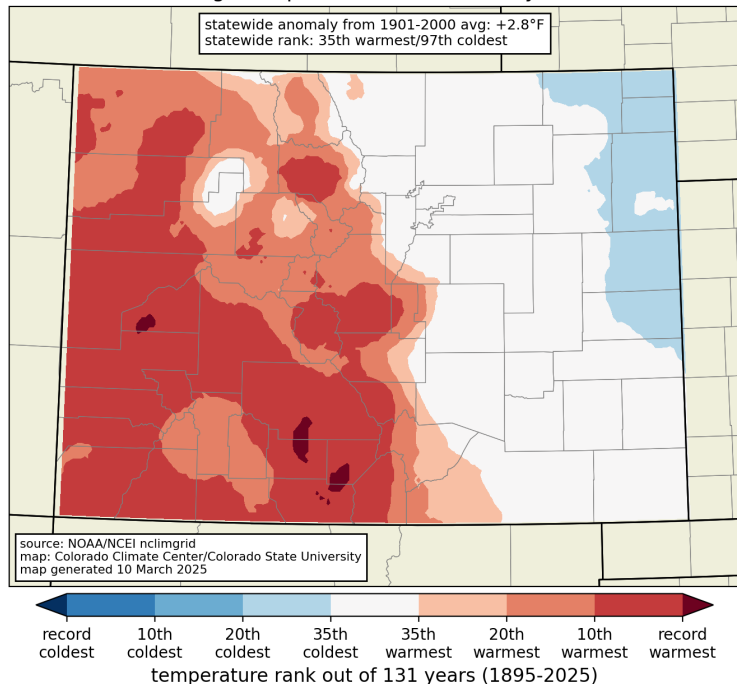
---



ATMOSPHERIC SCIENCE  
COLORADO STATE UNIVERSITY

# temperature

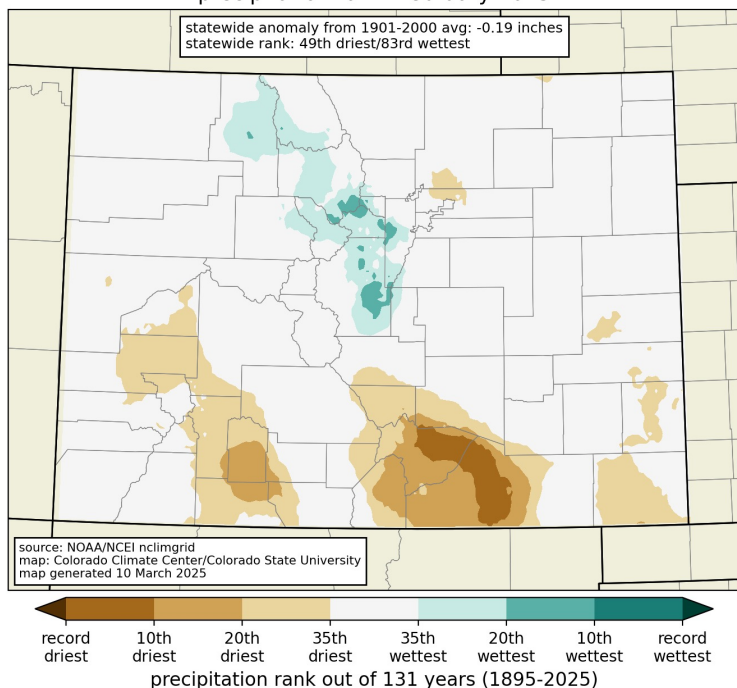
average temperature rank: February 2025



There was a major west-east split for temperature across Colorado during February 2025. Western Colorado was extremely warm by February standards, while eastern Colorado was closer to average, and the northeast corner was cooler than average. Alamosa had its warmest February on record.

# precipitation

precipitation rank: February 2025

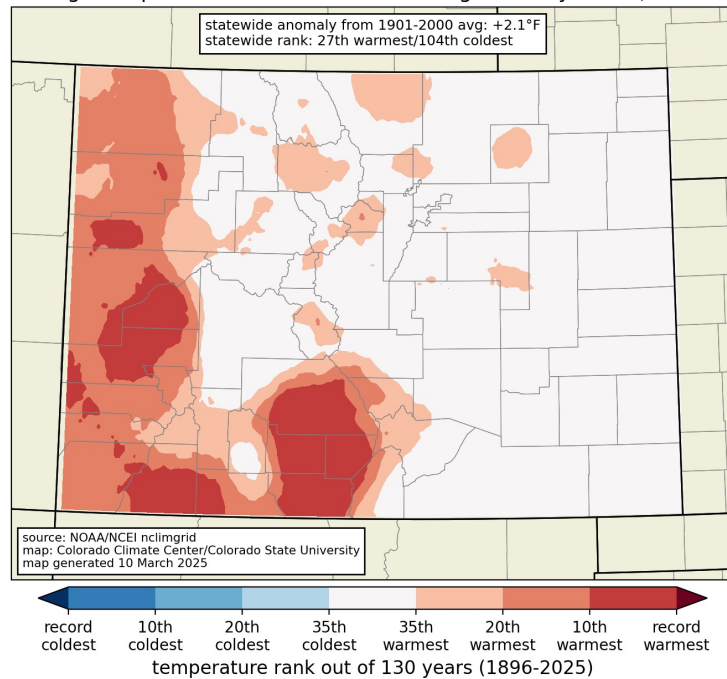


February precipitation totals were not too unusual for most of the state. Exceptions were in the southern mountains and parts of southeast Colorado, which had a rather dry February, and some northern mountain areas that saw above-average precipitation for February.



# temperature: winter

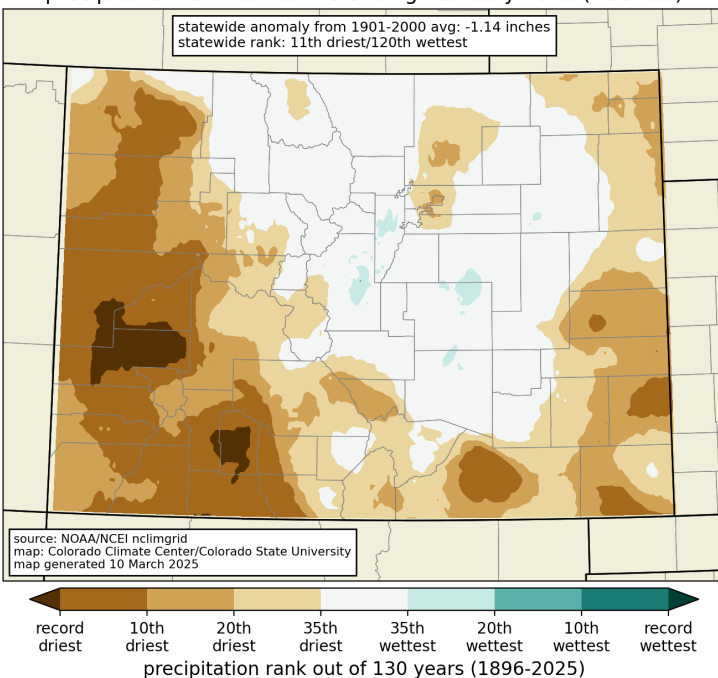
average temperature rank: 3 months ending February 2025 (Dec-Feb)



For southern and western Colorado, it was among the warmest climatological winters (December-January-February), on record. The San Luis Valley had a top-10 warm winter, as did many western slope areas. Most of eastern Colorado was closer to average for winter temperature, with a warm December, cold January, and near-average February.

# precipitation: winter

precipitation rank: 3 months ending February 2025 (Dec-Feb)



It was one of the driest winters on record for western Colorado. Montrose County had its driest winter on record according to NOAA's database, and it was nearly record-dry in surrounding areas. Southeastern Colorado was also dry through the winter, while most of northern Colorado had closer to average precipitation.



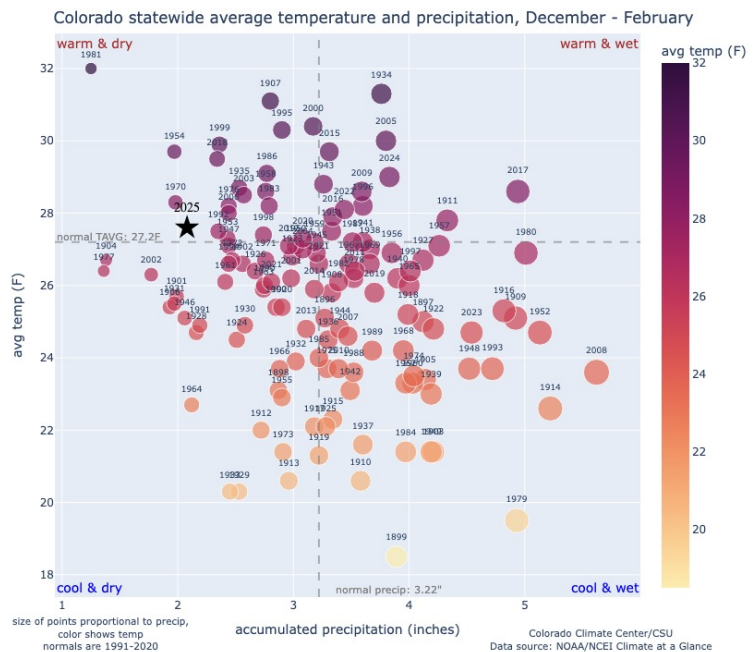
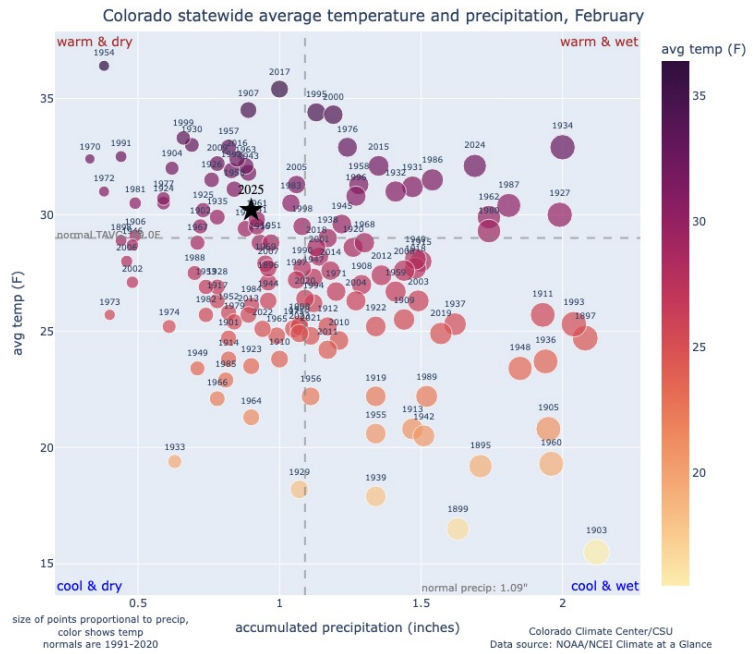
# quadrant charts

Each dot plots the precipitation on the horizontal axis and the temperature on the vertical axis. Dots are colored based on temperature and size is based on precipitation. The current year is denoted with a star. The 1991-2020 averages are denoted by the dashed lines.

Averaged across the state, February was slightly warmer and drier than normal, but the statewide average masks the presence of both very warm and very cold conditions in parts of the state. Statewide it was tied for the 35<sup>th</sup> warmest February, at 1.2° F warmer than the 1991-2020 average and 2.8° F above the 20<sup>th</sup>-century average. It was tied for the 46<sup>th</sup> driest/86<sup>th</sup> wettest February statewide at 0.19” below average.

Climatological winter was much drier than normal when averaged across the state. It was the 11<sup>th</sup> driest winter in 130 years of data; 1.14” below average, with the biggest lack of precipitation in western Colorado. For temperature, it was the 27<sup>th</sup> warmest winter, 0.4° F warmer than the 1991-2020 average and 2.1° F above the 20<sup>th</sup>-century average.

[view all quadrant charts](#)



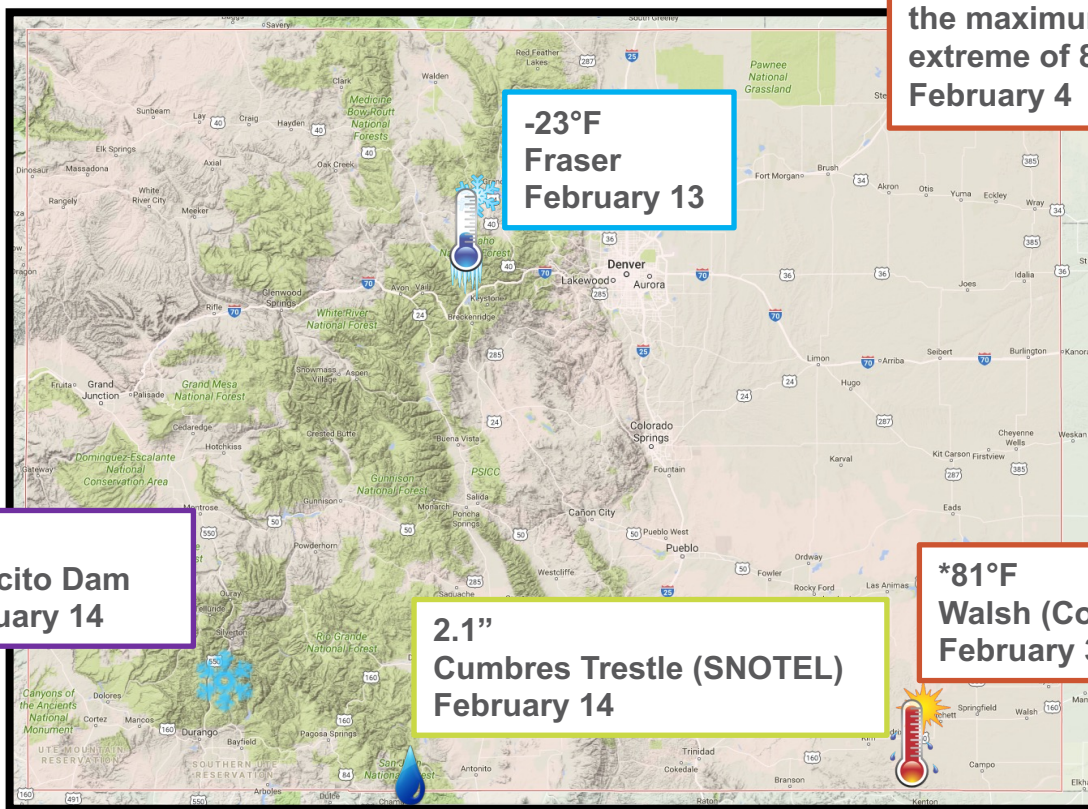


# records tied and broken

	High Max	Low Max	High Min	Low Min	Precip	Snow
Daily	55/290	14/153	55/507	10/60	18/59	5/32
Monthly	10/3	0/0	11/60	0/0	0/4	0/2
All-time	0/0	0/0	0/0	0/0	0/0	0/0

Tied/**Broken**, from NOAA National Centers for Environmental Information

## state extremes



**\*Campo 7 S shared the maximum extreme of 81°F on February 4**

**\*81°F Walsh (CoAgMET) February 3**

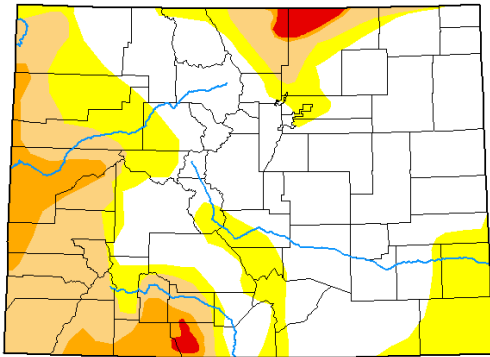
**24.0" Vallecito Dam February 14**

**2.1" Cumbres Trestle (SNOTEL) February 14**



# drought & snowpack

## U.S. Drought Monitor Colorado



**March 4, 2025**  
(Released Thursday, Mar. 6, 2025)  
Valid 7 a.m. EST

Drought Conditions (Percent Area)

	None	D0-D4	D1-D4	D2-D4	D3-D4	D4
<b>Current</b>	54.98	45.02	24.85	7.56	1.18	0.00
<b>Last Week</b> 02-25-2025	54.98	45.02	20.81	3.83	1.18	0.00
<b>3 Months Ago</b> 12-03-2024	76.74	23.26	10.41	3.91	0.33	0.00
<b>Start of Calendar Year</b> 01-07-2025	71.40	28.60	10.78	4.08	0.98	0.00
<b>Start of Water Year</b> 10-01-2024	48.27	51.73	24.40	4.62	0.00	0.00
<b>One Year Ago</b> 03-05-2024	67.05	32.95	10.03	3.39	0.00	0.00

**Intensity:**  
 None (White)      D2 Severe Drought (Orange)  
 D0 Abnormally Dry (Yellow)      D3 Extreme Drought (Red)  
 D1 Moderate Drought (Light Orange)      D4 Exceptional Drought (Dark Red)

The Drought Monitor focuses on broad-scale conditions. Local conditions may vary. For more information on the Drought Monitor, go to <https://droughtmonitor.unl.edu/About.aspx>

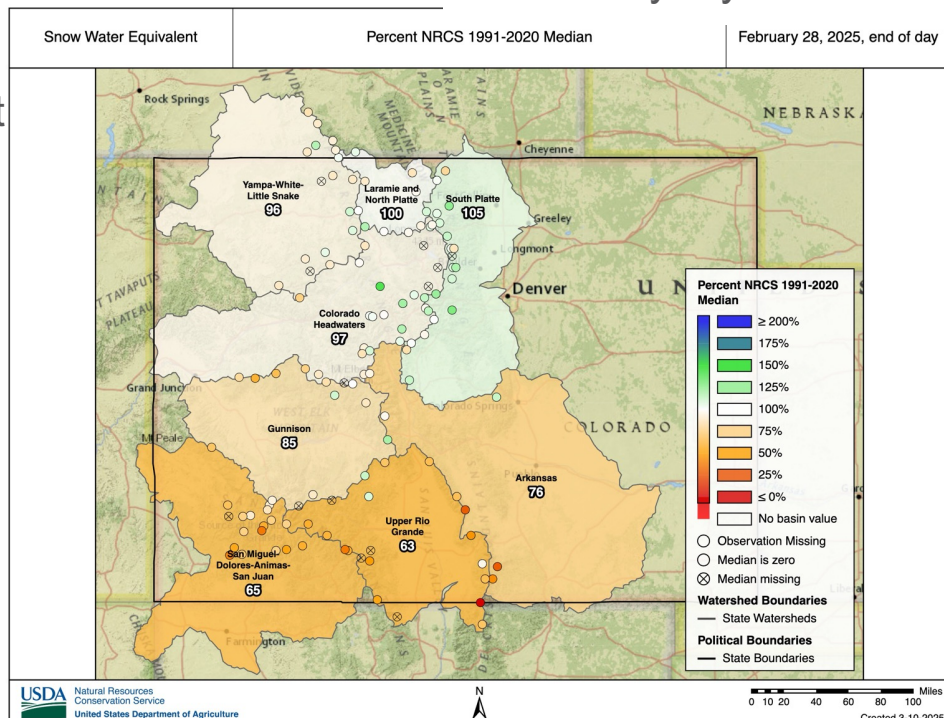
**Author:**  
Curtis Riganti  
National Drought Mitigation Center



The dry winter in has resulted in expanded drought in western Colorado. Drought covered much of the western slope as of early March, with a pocket of D3 (extreme drought) in Conejos County. Drought conditions in the northern mountains improved somewhat during February, while extreme drought persisted in northern Larimer and Weld Counties. As of March 4, nearly 25% of the state was in drought conditions, with 45% abnormally dry or worse.

## [Colorado Drought Update Page](#)

At the end of February, snowpack was in decent shape in the northern mountains but well below average in the south. The mountains within the Upper Rio Grande river basin had only 63% of the typical snowpack. For a more detailed look at snowpack conditions, check out [this blog post](#).

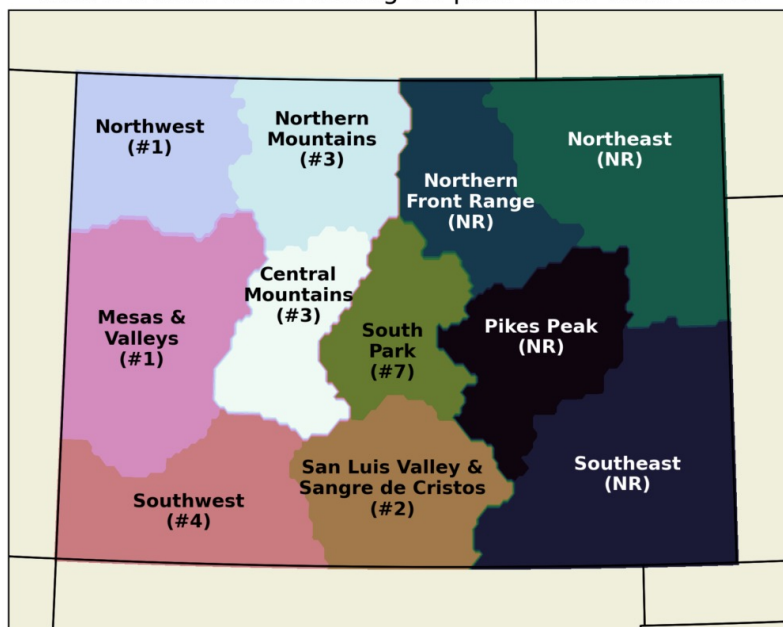


# significant events

***A Record-Breaking Winter Heatwave:*** Early February featured widespread heat across the state, where temperatures soared into the 70s in some locations. Numerous daily record temperatures were shattered (at times as much as 10°F!). Some stations additionally set new overall winter records, and several records dating back to the Dust Bowl were also broken.

Though record temperatures were set throughout the state, the prolonged heat was most relentless in western Colorado. As an example, Grand Junction broke daily record high temperatures for six consecutive days (five of those by 6°F or more). The city saw temperatures of at least 65°F for eight days in February—twice as many as the previous record. There have only been six other Februaries with at least two 65°F or warmer days in Grand Junction in over 120 years of records.

Feb. 2-8 heat wave ranking vs. past winter heat waves



*Heatwave ranking for the early February 2025 heat compared to previous winter heat waves (1951-present) across the 11 Colorado alternate climate divisions. NR signifies that the Feb. 2-8 temperatures did not rank among top 25 heat waves for that division.*

# CCC in the news

- ❑ **February 14, 2025:** [Storm good news for snowpack, but several more like it are needed](#)
  - Featuring Peter Goble in the Durango Herald.
- ❑ **February 19, 2025:** [Latest storm cycle brings snowpack above normal in the northern mountains](#)
  - Featuring Russ Schumacher in the Summit Daily.
- ❑ **February 20, 2025:** [Water crisis in West still looms as Lakes Mead and Powell only 35% full](#)
  - *Featuring Russ Schumacher in USA Today.*
- ❑ **February 21, 2025:** [Bone Dry: Farming in Colorado's extreme drought](#)
  - Featuring Russ Schumacher in Rocky Mountain PBS

In case you missed them, we had three interesting (in our biased opinion) blog posts in February:

- [Light and Heat: A Love Story \(Feb 14\)](#)
- [A heatwave in winter? Early February featured record-breaking warmth \(Feb 18\)](#)
- [End-of-February snowpack check-in: ok in the north, bleak in the south \(plus, a message about our federal government partners\) \(Feb 28\)](#)

