

Fort Collins Weather Station Monthly Summary

July 2024



Photo Credit: Kristie Davis



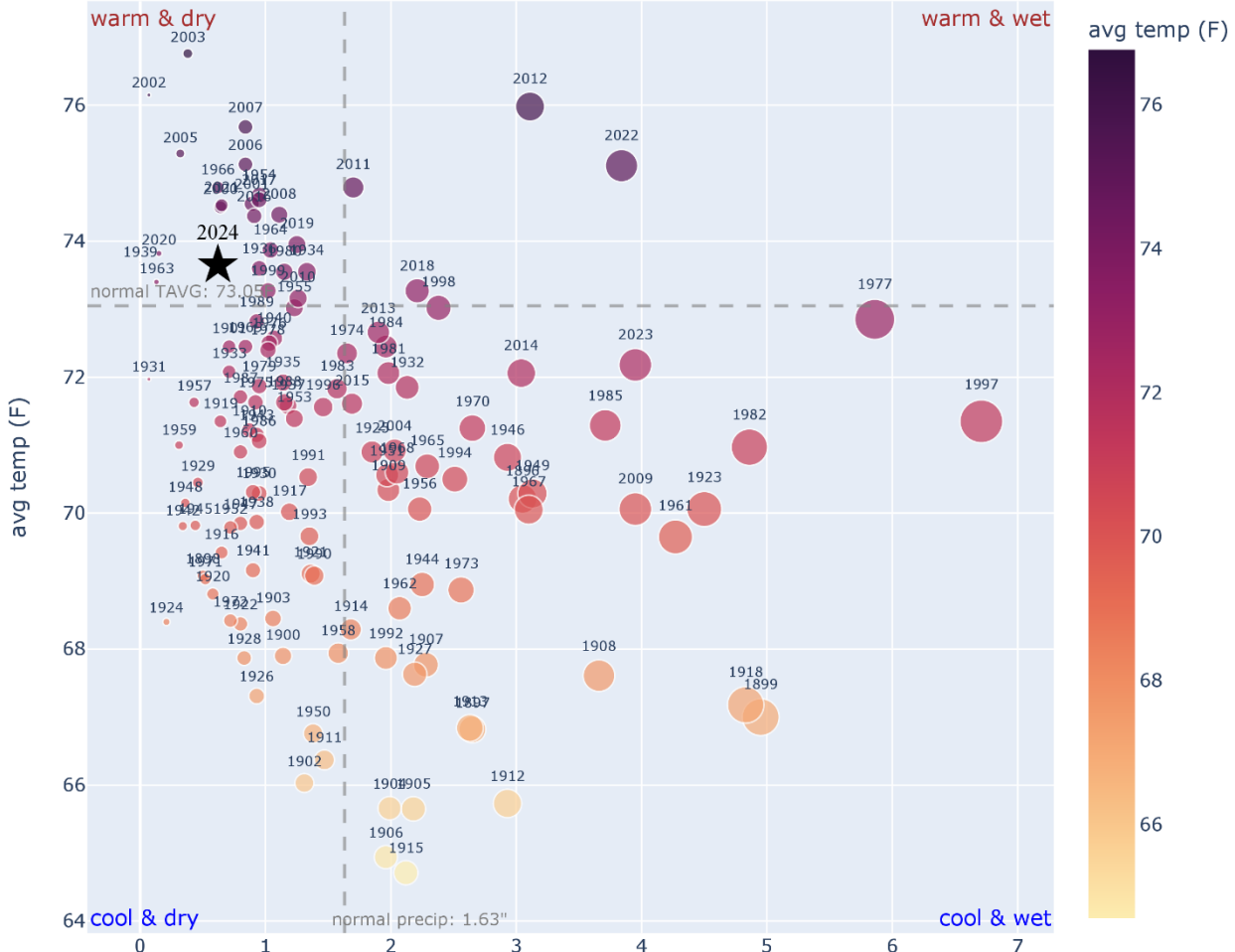
COLORADO
CLIMATE
CENTER



ATMOSPHERIC SCIENCE
COLORADO STATE UNIVERSITY

Average July Temperature and Precipitation

FORT COLLINS temperature and precipitation, July 1 - July 31



The average air temperature for July 2024 was 73.6 °F, 0.5 °F above our 1991-2020 July normal (73.1 °F)

The last warmer July was 2022 (75.1 °F)

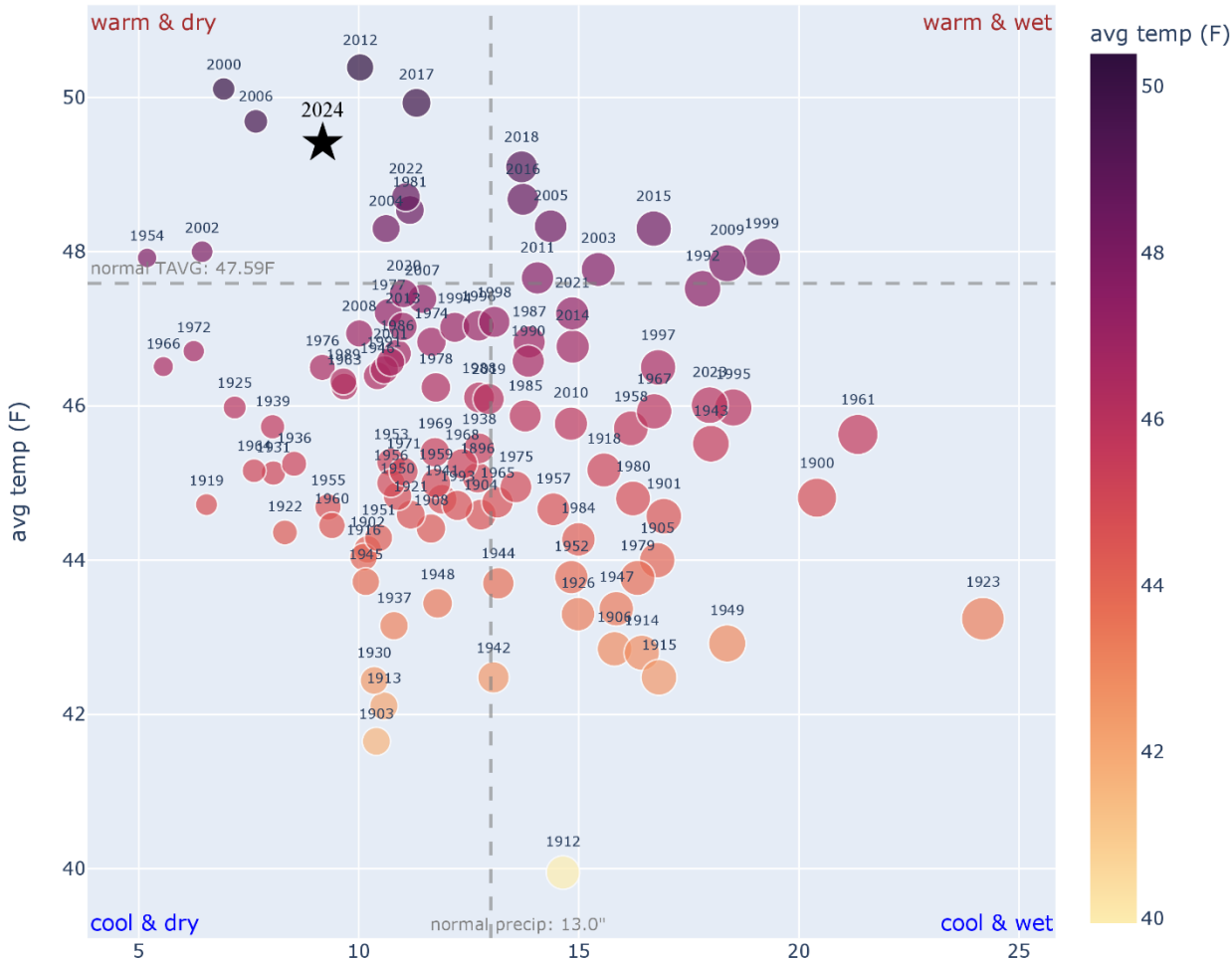
We received 0.62" of precipitation in July 2024, only 38% of our 1991-2020 July normal (1.63")

The last drier July was 2020 (0.15")

size of points proportional to precip, color shows temperature, normals are 1991-2020, years with fewer than 3 missing days shown
 Russ Schumacher/Colorado Climate Center/CSU
 Data source: ACIS

Average Water Year to Date Temperature and Precipitation

FORT COLLINS temperature and precipitation, October 1 - July 31



size of points proportional to precip,
color shows temperature
normals are 1991-2020
years with fewer than 7 missing days shown

Russ Schumacher/Colorado Climate Center/CSU
Data source: ACIS

The average air temperature for our 2024 Water Year to date (since October 1st) is 49.4 °F. This is 1.8 °F above our 1991-2020 normal of 47.6 °F

The last warmer October-July was 2017 (49.9 °F)

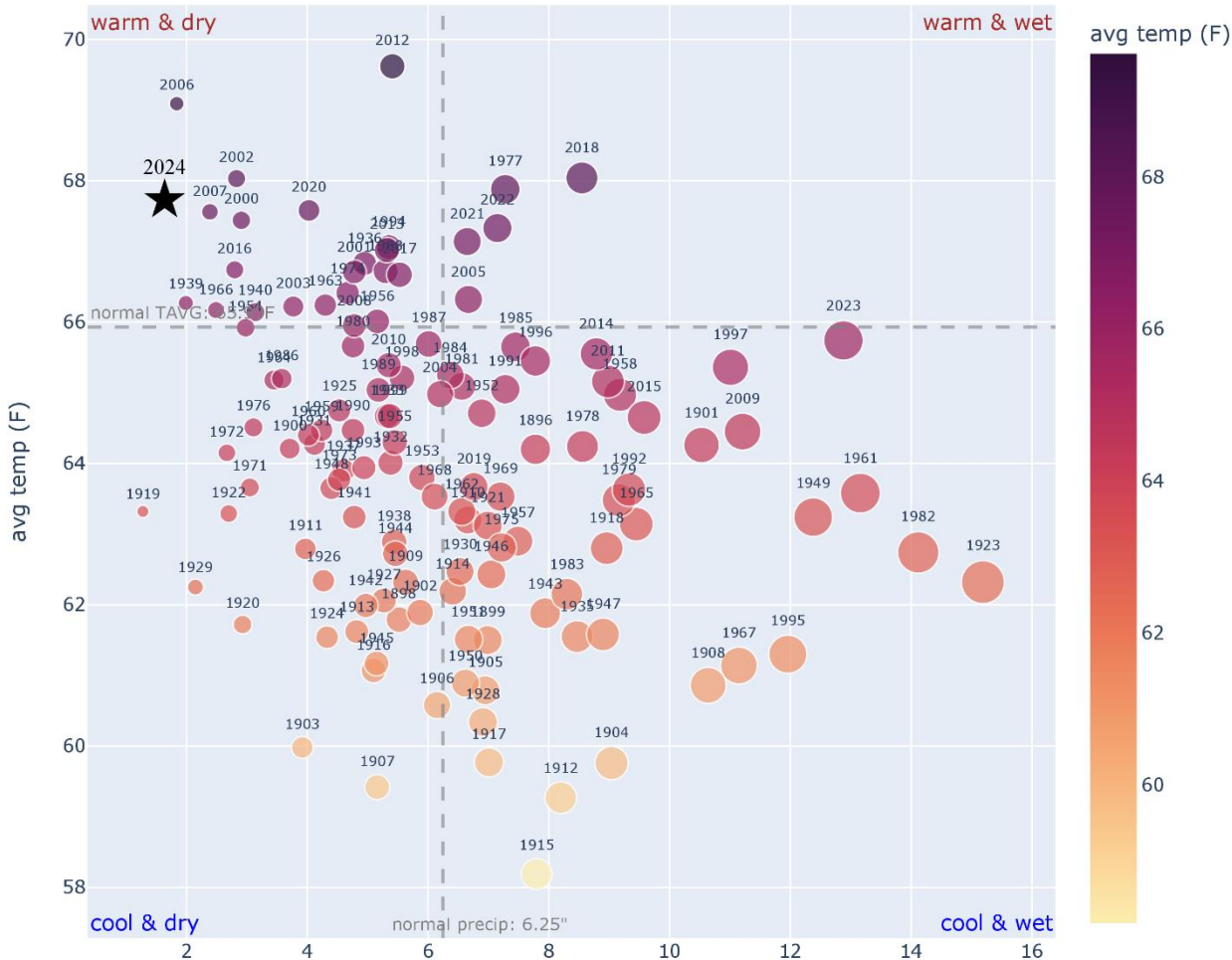
We have received 9.18" of precipitation this Water Year to date, 70.9% of our 1991-2020 normal (12.95")

The last Water Year to start at least this dry was 2006 (7.66")



Average May-July Temperature and Precipitation

FORT COLLINS temperature and precipitation, May 1 - July 31



The average air temperature for May-July was 67.7 °F. This is 1.7 °F above our 1991-2020 normal of 66.0 °F

The last warmer May-July was 2018 (68.0 °F)

We received 1.64” of precipitation for May-July, 26.3% of our 1991-2020 normal (6.24”)

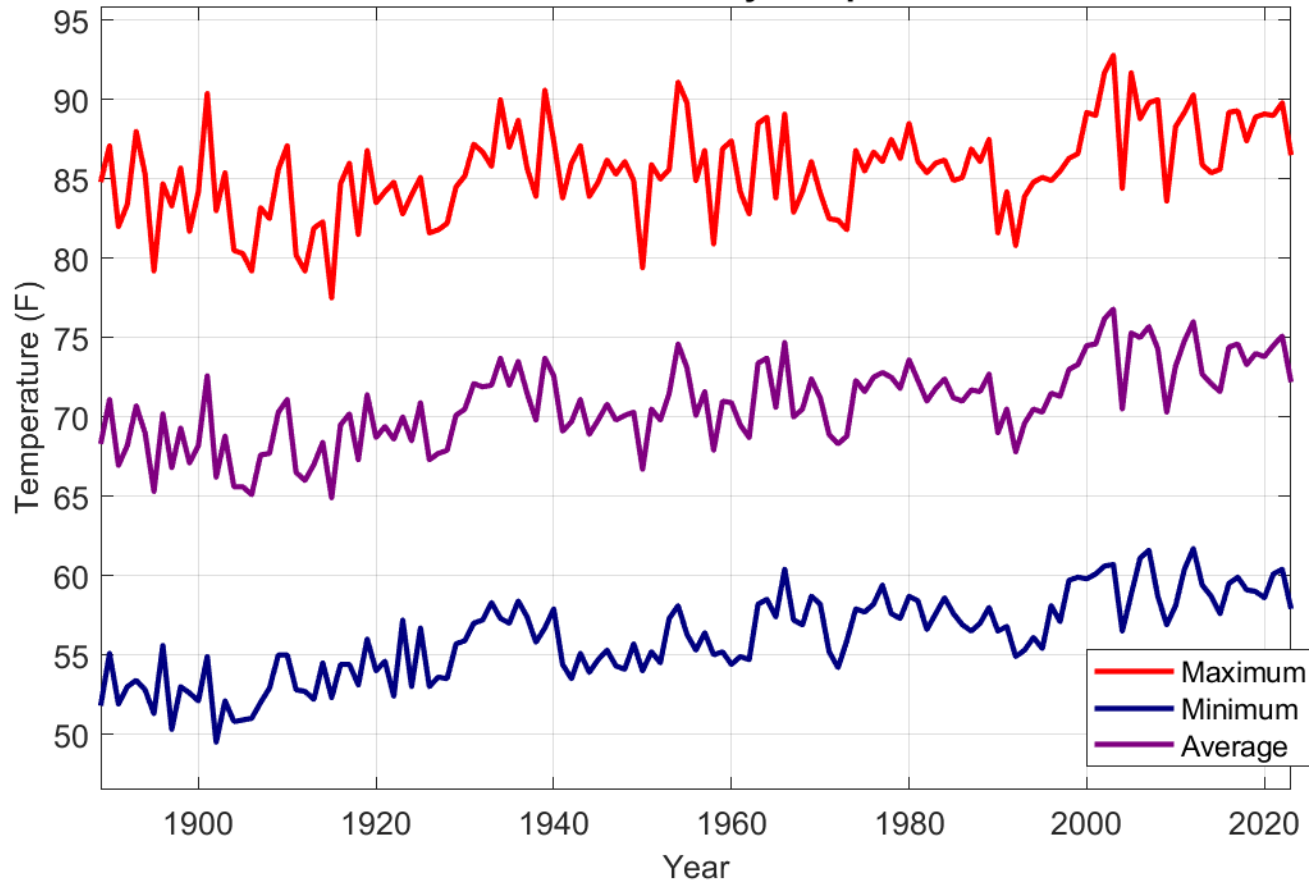
The last drier May-July was over 100 years ago, 1919 (1.28”)

size of points proportional to precip, color shows temperature, normals are 1991-2020, years with fewer than 5 missing days shown
 Russ Schumacher/Colorado Climate Center/CSU
 Data source: ACIS

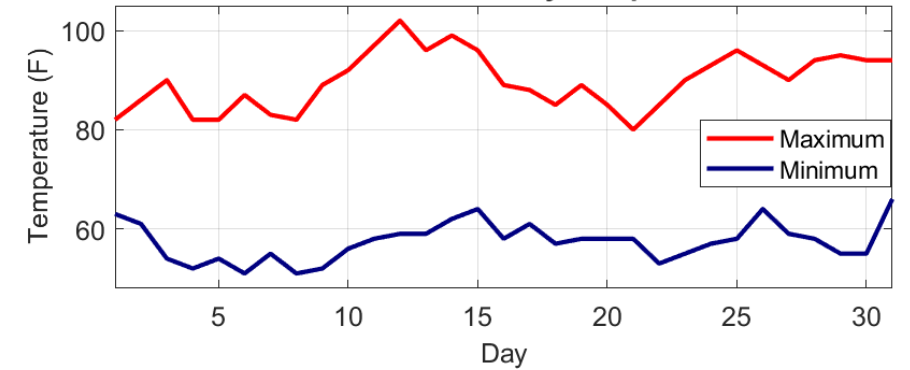


July 2024 Time Series Graphics

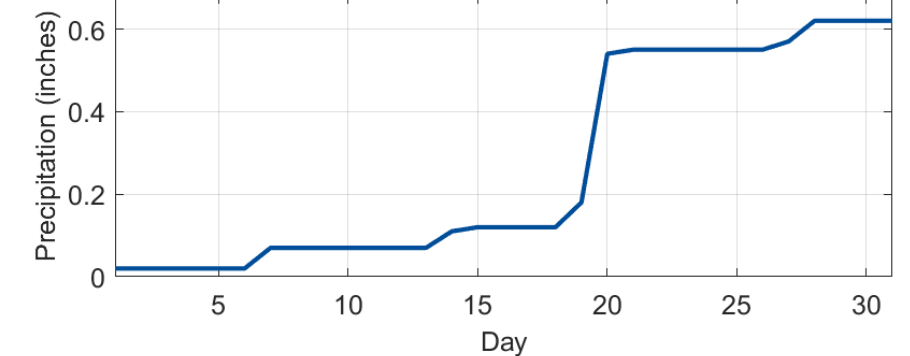
Fort Collins Weather Station July Temperature Timeseries



Fort Collins Weather Station July Temperature Timeseries



Fort Collins Weather Station July Precipitation Timeseries



Highest Daily T_{max} : 102 °F on July 12th

Lowest Daily T_{min} : 51 °F on July 6th and 8th

Highest Daily Precipitation: 0.38" on July 20th

Highest Daily Pan Evaporation: 0.37" on July 3rd and July 23rd

Total Pan Evaporation: 8.39" (107% of normal)



Additional July 2024 Statistics

	Observed	1991-2020 Normal	POR Average	Depart from Normal	Depart from POR Average	Last Above	Last Below
T_{mean} °F	73.6	73.1	70.8	0.5	2.8	2022	2023
Mean(T_{max}) °F	89.8	87.4	85.5	2.4	4.3	2012	2023
Mean(T_{min}) °F	57.5	58.7	56.1	-1.2	1.4	2023	2009
Precipitation "	0.62	1.63	1.6	-1.01	-0.98	2023	2020
Water Year Precip "	9.18	12.95	12.41	-3.77	-3.23	2023	2006

	Value	Date
Max(T_{max}) °F	102	12 th
Min(T_{max}) °F	80	21 st
Max(T_{min}) °F	66	31 st
Min(T_{min}) °F	51	8 th
Max(Daily Precip)"	0.38	20 th
Max(Daily Snowfall)"	0	N/A
Peak Wind Gust (mph)	27.3	3 rd

Days Precip > 0	16
Days Snowfall > 0	0
Days Precip > Trace	9
Days Snowfall > Trace	0
Days Wind Gust > 20mph	8
Peak Wind Gust Direction	273
Peak Wind Gust Time (MST)	1609 MST



Records Broken

We tied the record for highest maximum daily temperature on 7/12/2024 of 102 °F, which was initially set in 1954.

We set a new highest maximum daily temperature record on 7/14/2024 of 99 °F. This breaks the old record of 97 °F, which was a six-way tie between 1901, 1931, 1939, 2005, 2006, 2022.

Photo
Credit:
Becky
Bolinger



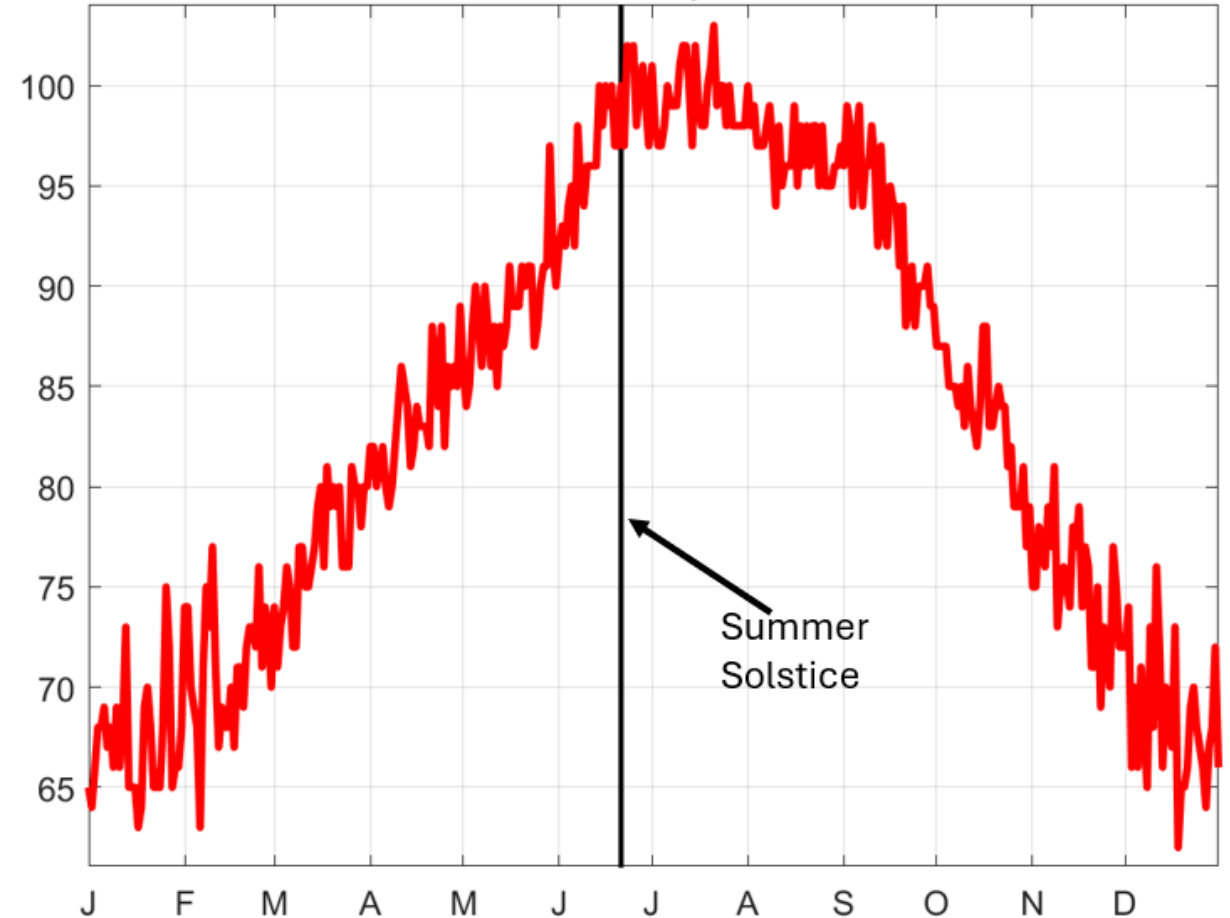
Feature Story: Heat Waves

Peak heat wave season in Fort Collins is late June through the end of July. The worst heat of July arrived right on schedule, reaching a temperature of 102 °F on July 12th, 2024. This came just one degree shy of tying our all time high temperature record, 103 °F on July 21st, 2005

The mercury has yet to hit 40 °C (104 °F) in Fort Collins history despite seeing an upward trends in average temperatures and annual number of 90+ °F days

Our office released a blog post earlier this week titled “What Makes a Heat Wave.” This blogpost explores the anatomy of a heat wave in detail, and why we are rather sheltered from the worst heat waves here in Fort Collins, and especially at higher elevations. Our office blog can be found here: <https://climate.colostate.edu/blog/>

Fort Collins Weather Station Maximum Temperature Records by Date



CONTACT US!

SUMMARY AUTHOR – PETER GOBLE – PETER.GOBLE@COLOSTATE.EDU

WEATHER STATION MANAGER – NOAH NEWMAN –
NOAH.NEWMAN@COLOSTATE.EDU

DATA QA/QC – KRISTIE DAVIS – KRISTIE.DAVIS@COLOSTATE.EDU

STATE CLIMATOLOGIST – RUSS SCHUMACHER –
RUSS.SCHUMACHER@COLOSTATE.EDU